








Laed Assembler Modular Furniture

QP Code- FFS/Q5103

Level- 4

Centre Name:		Student Name:				
Date:		Enrolment No:				
Time Allowed:	120 min	Total Marks:		Marks Obtained (MCQ):		
General Instructions:						
1. Write the name and roll number in the space provide						
2. After Completion Handover the paper to the Invigilator						
3. All Questions are compulsory						
4. Write the Correct option in the empty box provided						
Sl. No.	PC No.	Question	Option A	Option B	Option C	Option D
FFS/N5103 Assembling and installation of different parts of the modular furniture						
1	PC4	Which of the following tools can be used to tighten screws while assembling modular furniture?				
2	PC8	Which of the following indicates that the plywood is of required quality?	Crack on surface	Scratch markings on surface	Uneven surface	Polished and shiny look
3	PC12	Which of the following cannot be helpful in adhering to timeline given for assembly?	Proper organization of correct tools	Enlisting the required steps in correct sequence	Avoiding quality check of materials	Prioritizing work
4	PC16	Which of the following kind of adhesive can be used to bond for porous lightweight materials such as paper, cardboard?	Cyanoacrylate adhesives	White Craft Glue	Pressure sensitive adhesives	Fabric adhesives
FFS/N8601 Ensure health and safety at workplace						
1	PC23	What does the code "COR" indicate on a hazardous material box?	Corrosive nature	Instability	Radioactivity	Inflammability
2	PC17	For extremely high temperatures, which of the following fire extinguisher can be used?	Wet Chemical	Dry Powder	Water	Foam
3	PC16	Which of the following should be avoided while preparing for safety drills?	Ensuring that only safety team is informed about the drill	Marking all emergency exits clearly	Preparing record for reporting the conduct during safety drill	Ensuring that the emergency exit routes are not obstructed
4	PC10	If a radioactive hazard is being found, which of the following is the first action to be taken?	Report the hazard immediately	Try to handle the hazard on your own	Leave the work area	Create panic
5	PC11	Which of the following indicates a hazard for which warning should be given to workers who could be affected?	Spillage of toxic chemicals	Presence of cleaning supplies	Segregated waste containers	Insulated electrical equipment
FFS/N8501 Maintain work area, tools and machines						
1	PC1	Which of the following form can be filled and submitted to report any safety incident?	Grievance form	Appointment request form	Leave form	Safety incident form
2	PC4	Which of the following are right techniques for maintaining proper coordination with the housekeeping department? 1. Establishing clear communication channels 2. Knowledge about cleanliness standards to be followed 3. Escalating frequent complaints about housekeeping team	1 & 2	1 & 3	Only 1	1, 2 & 3
3	PC5	Which of the following can prevent an accident at the workplace?	Containers	Trip hazards	Boxes	Warning signages
4	PC7	Which of the following guideline can be helpful in carrying out safe work? 1. Use of PPE 2. Taking precautions against hazards 3. Ignoring any ergonomic factors	1 & 2	2 & 3	Only 2	1, 2 & 3
5	PC12	Which of the following indicates that the chair is not suitable for sitting activity?	Presence of armrests	Support to upper back	Lumbar support	Lack of backrest
6	PC11	Which of the following fire extinguisher can only be used on paper related fire?	Wet chemical	Dry powder	Water	CO2
7	PC8	Which of the following should be kept in mind while replenishing stock?	Stock demand	Seasonality	Available stock	All of the above

FFS/N8801 Work effectively with others						
1	PC9	Which of the following factor need to be kept in mind while allocating manpower for work? 1. Competency of individuals 2. Qualification and experience of individuals 3. Personal relationships with individuals	2 & 3	1 & 2	Only 2	1, 2 & 3
2	PC14	Which of the following need not be kept in mind while planning activities?	Schedule of activities	Sequence of activities	Available workforce	Client profile
3	PC16	Which of the following are right tips for working with co-workers in a synchronized manner? 1. Use of proper communication channels 2. Proper coordination between co-workers 3. Inter-team conflict	2 & 3	1 & 2	Only 2	1, 2 & 3
4	PC17	Which of the following can be helpful in understanding your role? 1. Proper training 2. Knowledge of standards to be followed 2. Poor coordination with team	1 & 2	1 & 3	Only 1	1, 2 & 3
5	PC5	Which of the following is an advantage of properly multi-tasking activities?	Better work output	Poor work quality	Untimely work delivery	Poor team coordination
FFS/N5703 Carry out lock installation activities						
1	PC1	Identify the given kind of lock to be installed at a customer's location. 	Euro cylinder locks	Pad locks	Mortise locks	Cylindrical level locks
2	PC4	Which of the following type of tool should be used to drill hole in the wooden door?	Chisel	Hammer	Drill	Screw gun
3	PC15	Which of the following shows that the lock is functioning smoothly with the key?	Key gets jammed inside the lock	No extra force is required to move key inside the lock	Key is rotating inside the lock performing locking and unlocking actions	All of the above
4	PC16	Which of the following action should be done while cleaning work area post installation?	Ensure that the surface is cleaned	Remove all the waste from the area	Remove any stain from the surface	All of the above
FFS/N5704 Perform lock repairing and servicing						
1	PC2	When you inquire about the age of lock, you observe that the lock is under warranty. How should you deal with the situation?	Ask customer to first upgrade the warranty	Inform customer about expiry of warranty	Repair the lock unit with warranty and information to the customer	Wait till the customer asks for bill of repair
2	PC7	What is the action to be taken in case the door latch doesn't click into position?	Tighten the hinge screws and then try adjusting the strike plate by loosening its screws and shifting it slightly	Loosen the setscrew	Put some graphite into the keyhole	Replace the lock
3	PC6	Which of the following tool can be used to remove dirt from the door locks?	Antistatic tweezers	Chisel	Air pump	Wrench
4	PC6	What kind of pliers can be used to extract a broken key?	Needle nose pliers	Locking Pliers	Slip-Joint Pliers	Linesman's Pliers